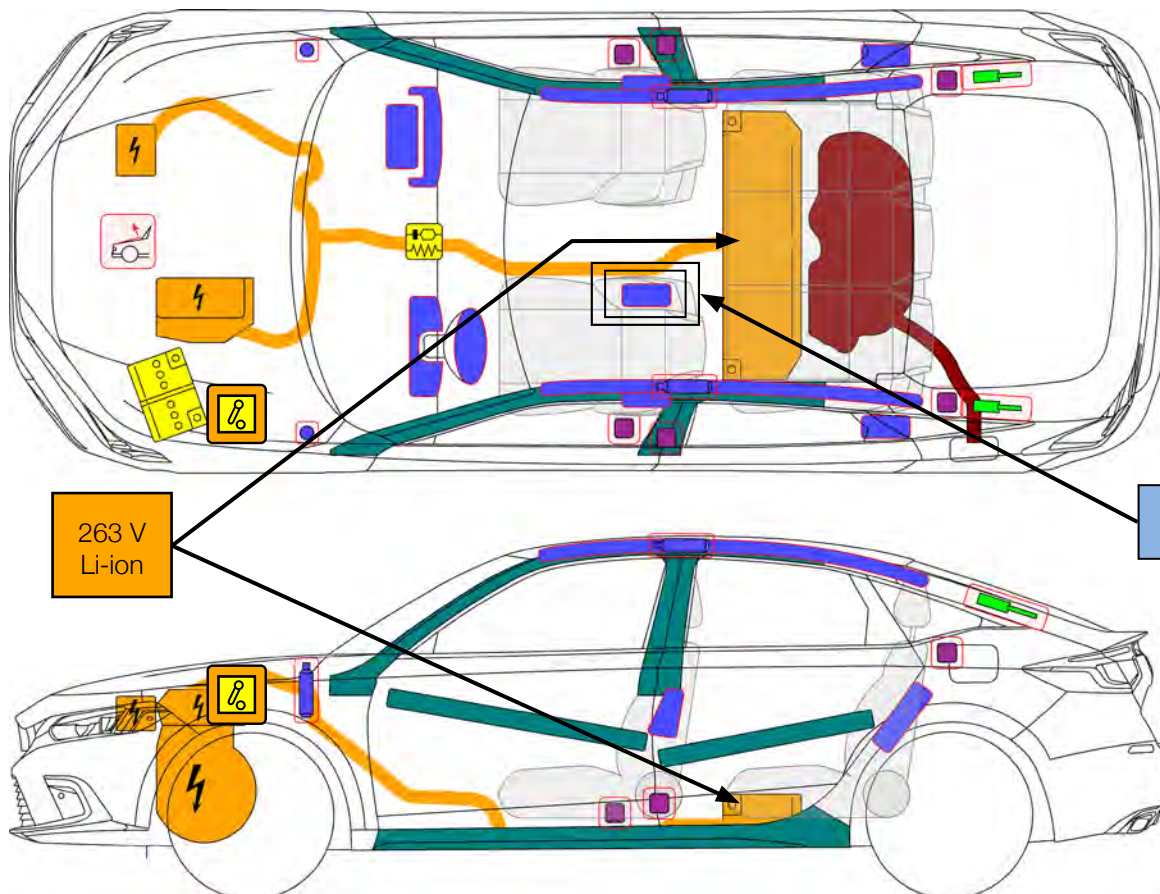




# Honda Civic e:HEV 5dr Hatchback (2022 - )



Airbag	Stored gas inflator	Seat belt pretensioner	Gas strut/preloaded spring	SRS controlunit
Battery low voltage	Battery pack, high-voltage	High voltage power cable	Low voltage device that disconnects high voltage	High voltage component
Zone requiring special attention	High strength zone	Fuel tank content gasoline/ethanol	Pedestrian protection active system	

## 1. Identification / recognition



LACK OF ENGINE NOISE DOES NOT MEAN VEHICLE IS OFF. SILENT MOVEMENT OR INSTANT RESTART CAPABILITY EXISTS UNTIL VEHICLE IS SHUT DOWN. WEAR APPROPRIATE PPE.

Model name



Type



Fuel cap



## 2. Immobilization / stabilization / lifting

### Immobilize vehicle:

1. Block wheels, apply brake and push the P (park) button to select the P (park) position
2. Set parking brake by pulling the parking brake switch (P)



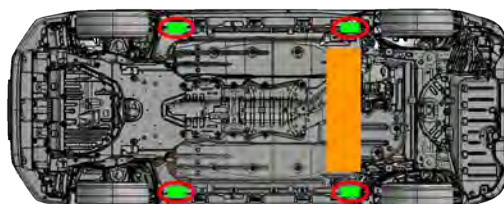
### Lifting points:



Appropriate lifting points



High voltage battery



## 3. Disable direct hazards / Safety regulations



In case of a collision with seat belt pretensioner activation / airbag deployment, the high voltage system will be disabled automatically. The restraint systems are still active.

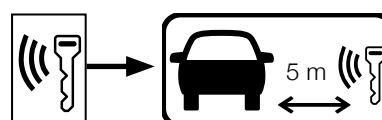
If the indicator is not illuminated, or if you cannot perform the operation in Main method, please perform the Alternative method 1 and 2.

### Main method:

If the “Ready” indicator in the instrument cluster is illuminated press the Start/Stop button once. Then the high voltage system is disabled.

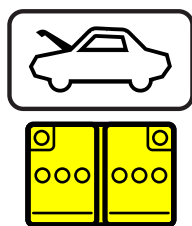


Then, remove the electronic key and keep at least 5 m (16 ft.) away from the vehicle




## Alternative method:

### 1. Disconnect 12 Volt battery



### 2. Deactivation of high voltage system in engine compartment



## Safety instructions:

Never touch, cut, or open any orange high voltage power cable or high voltage component!

## 4. Access to the occupants

### Seat adjustment



### Steering column adjustment










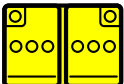










## Glass types

- A. Laminated glass
- B. Tempered glass





**5. Stored energy / Liquids / Gases / Solids**


	263V	     
	12V	 
	R-1234yf 435-485 g	   
	40L	 

**HV-battery is air-cooled, no water cooling fluid!****6. In case of fire****USE LARGE AMOUNTS OF PURE WATER****POTENTIAL RISK OF HV-BATTERY FIRE RE-IGNITION /  
DELAYED FIRE!**

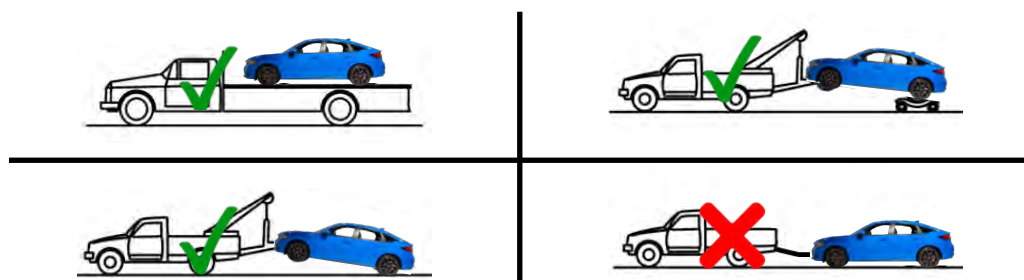
Responders should always protect themselves with Personal Protective Equipment (PPE), including a Self-Contained Breathing Apparatus (SCBA), and take appropriate measures to protect civilians downwind from the incident.

**7. In case of submersion**

- There is no increased risk of electric shock in water resulting from the high voltage system
- If possible, remove the vehicle from the water and continue with the deactivation procedure for this vehicle (see chapter 3)

**8. Towing / transportation / storage****Recovery hook storage****Location rear hook**

## Towing



**STORE VEHICLE IN AN OPEN-AIR PARKING AT A SAFE DISTANCE  $\geq$  5M FROM OTHER AROUND OBJECTS OR VEHICLES!**

**POTENTIAL RISK OF HV-BATTERY FIRE RE-IGNITION / DELAYED FIRE!**



## 9. Important additional information

### Centre airbag



## 10. Explanation of pictograms used

	Remove smart key		Hybrid Electric Vehicle on fuel of liquid group 2
	Warning high voltage		Flammable
	Caution		Hazardous to the human health
	Warning; low temperature		Acute toxicity
	Air-conditioning component		Explosive
	Use water to extinguish the fire		Corrosives
	Use thermal infrared camera		Bonnet