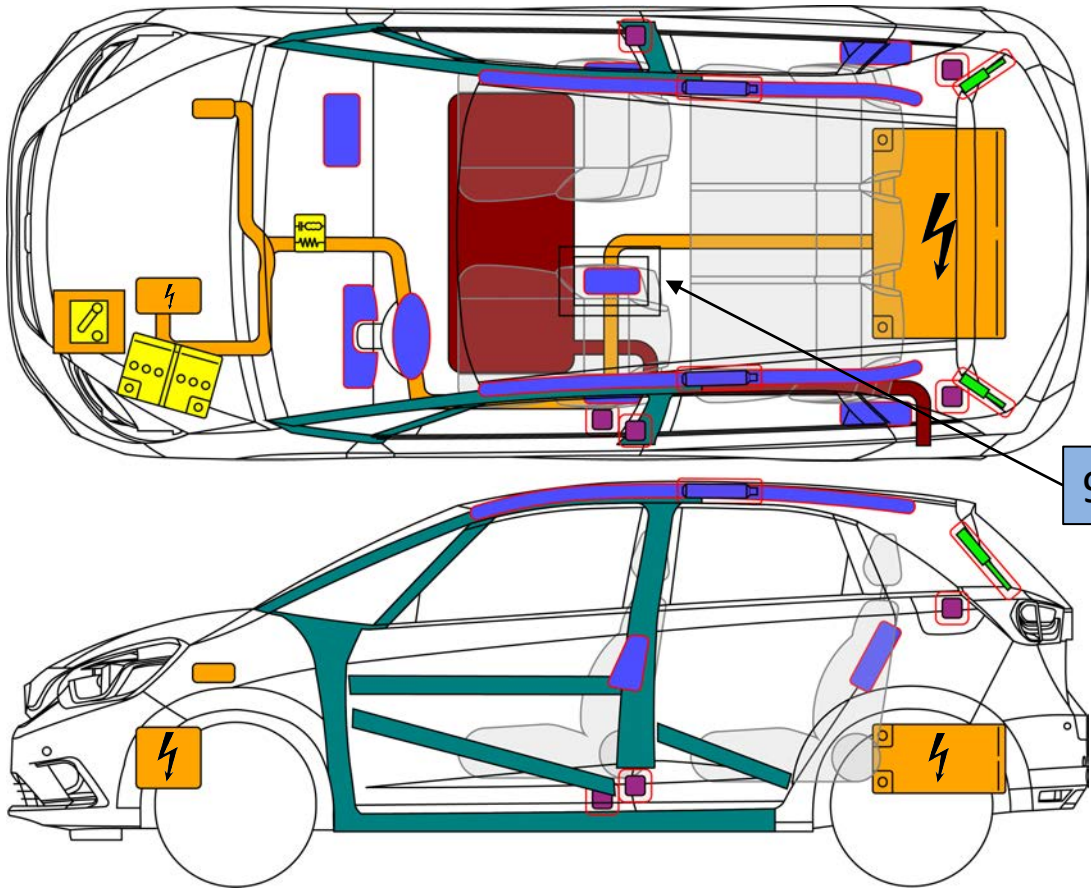




Honda Jazz Crosstare:HEV
Type: 5dr Hatchback
(2020 -)



Airbag	Stored gas inflator	Seat belt pretensioner	SRS control unit	Pedestrian protection active system
Automatic rollover protection system	Gas strut/Preloaded spring	High strength zone	Zone requiring special attention	
Battery low voltage	Ultra-capacitor, low voltage	Fuel tank	Gas tank	Safety valve
Battery pack, high-voltage	High voltage power cable/component	High voltage device that disconnects high voltage	Fuse box disabling high voltage	High voltage ultra-capacitor
	Low voltage device that disconnects high voltage	Fuel tank content gasoline/ethanol		

1. Identification / Recognition



LACK OF ENGINE NOISE DOES NOT MEAN VEHICLE IS OFF. SILENT MOVEMENT OR INSTANT RESTART CAPABILITY EXISTS UNTIL VEHICLE IS FULLY SHUT DOWN. WEAR APPROPRIATE PPE.

Model name



Type



Fuel cap



2. Immobilization / Stabilization / Lifting

Immobilize vehicle:

1. Block wheels and set parking brake;
2. Move the shift lever to P (park) position.



Lifting points:


- Appropriate lifting points;
- High voltage battery;

3. Disable direct hazards / Safety regulations


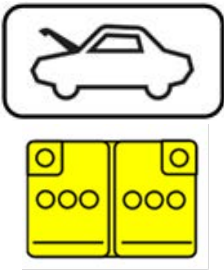
Switch power off, when the 'Ready' indicator is illuminated



Deactivation of high voltage system, if Start/Stop button is not available



Disconnect 12 Volt battery



Safety regulations:



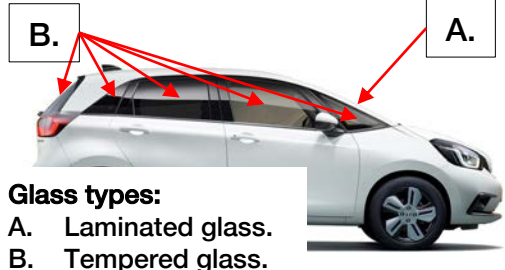
Always assume the vehicle is powered, even if it is silent!
 Make sure that the vehicle is immobilized and the propulsion system is deactivated;
 Never touch, cut, or open any orange high voltage power cable or high voltage component;
 In case of a collision with airbag deployment and/or seat belt pretensioner activation, the propulsion system will be disabled. The restraint systems are still active.

4. Access to the occupants

Seat adjustment



Steering column adjustment



Glass types:

- A. Laminated glass.
- B. Tempered glass.

5. Stored energy / Liquids / Gases / Solids

	173V	
	12V	
	R-1234yf 395-445 g	
	40 L	

6. In case of fire



USE LARGE AMOUNTS OF PURE WATER



POTENTIAL RISK OF BATTERY RE-IGNITION / DELAYED IGNITION!

7. In case of submersion

- There is no increased risk of electric shock in water resulting from the high voltage system;
- If possible, remove the vehicle from the water and continue with the deactivation procedure for this vehicle (see chapter 3).

8. Towing / transportation / storage

Recovery hook storage



Location front hook



Location rear hook



STORE VEHICLE IN AN OPEN-AIR PARKING AT SAFE \geq 5M DISTANCE FROM OTHER OBJECTS OR VEHICLES!




POTENTIAL RISK OF BATTERY RE-IGNITION / DELAYED IGNITION!

Towing



9. Important additional information

Centre airbag



10. Explanation of pictograms used

	Remove smart key		Hybrid Electric Vehicle on fuel of liquid group 2
	Warning, Electricity		Flammable
	General warning sign		Hazardous to the human health
	Warning; low temperature		Acute toxicity
	Air-conditioning component		Explosive
	Use water to extinguish the fire		Corrosives
	Use thermal infrared camera		Bonnet