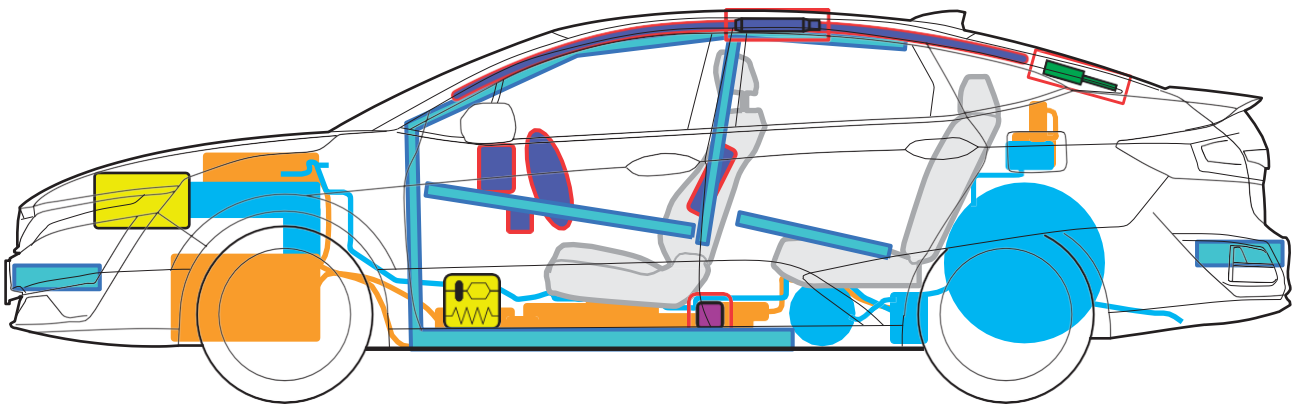
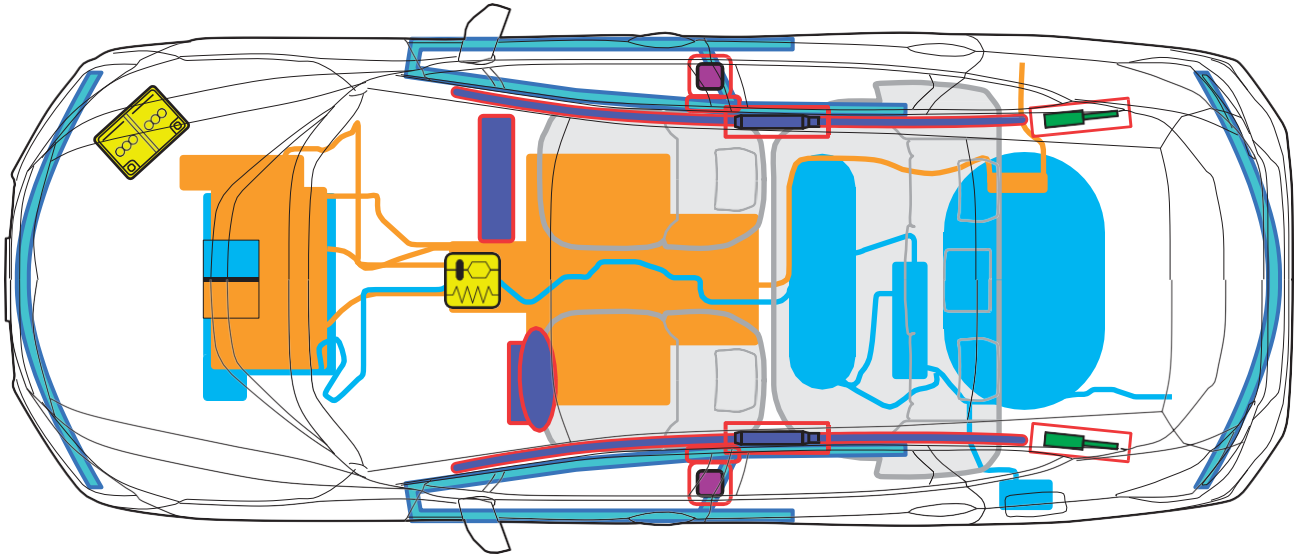




# HONDA



## CLARITY (ZC4, 2017-)



### Legend


	Airbag		Structural reinforcements		Control unit
	Gas-Generator		Gas filled spring unit		12 Volt-Batterie
	Seat belt tensioner		H <sup>2</sup> -tanksystem		High Voltage component-
	Specialty: High voltage up to 500 Volt! Don't touch high voltage components! Identification of Hybrid and details, see back side!			Fuel Cell	





CLARITY (ZC4, 2017-)

**Identification:**

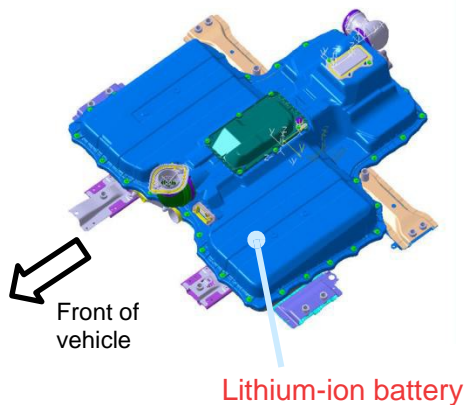
- Orange colored cable, or cover
- Warning stickers in engine bay
- Identifying emblems
  - Fuel Cell and Clarity



	<p><b>High Voltage shut down!</b>                  Switch of ignition, remove remote control from the vehicle and move it at least for 10m away <b>or</b> Locate and cut the negative 12 Volt Battery cable, then remove the main fuse</p>
---	--

	<p><b>Electric shock!</b>                  Unprotected contact with any electrical charged high-voltage component can cause serious injuries or death</p>
---	---

Battery is stored under the floor in the centre of the vehicle.



Example warning label



**Dealing With a Vehicle Fire**

